



Quick Guide to Using “Zoom” Meetings for Sunday Worship Services

If you are using a computer, go to page 2

If you are using a smartphone or tablet, go to page 3

For advanced setup, go to page 4

Important:

In preparation, we recommend all users visit www.zoom.us/test at least 12 hours before the service

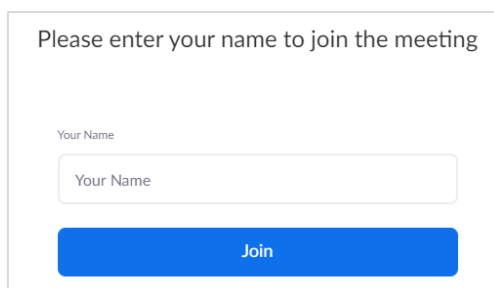
Then press Join to start a test meeting to check that everything is working correctly.

Join

Using a Computer (Easy)

Step 1: At 9:55am on Sunday, go to www.camberwellbaptist.org/meet

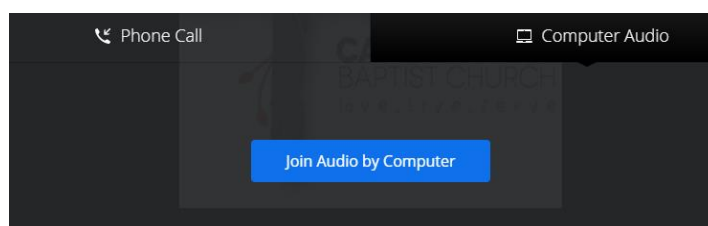
Step 2: Enter your name into the box and press **Join**. You are allowed to use a nickname if you would prefer.

A screenshot of a web form titled "Please enter your name to join the meeting". It features a text input field labeled "Your Name" with the placeholder text "Your Name" inside. Below the input field is a blue button labeled "Join".

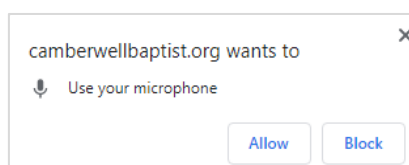
Step 3: Wait until the meeting starts.

Step 4: When the meeting starts you will be asked to connect –

Please click **Computer Audio**. Then click **Join Audio by Computer**.



The computer may ask to use your microphone and camera. You can choose to press Allow, if you feel comfortable with this. Typically we will not need the congregation to use these during the church service.



Web Browser:

If possible, please use Chrome or Edge to access the internet.



Chrome



Edge

Using a Mobile Device (Phone/Tablet)

Step 1: Before the service, download the free app, called “ZOOM Cloud Meetings”

Links:

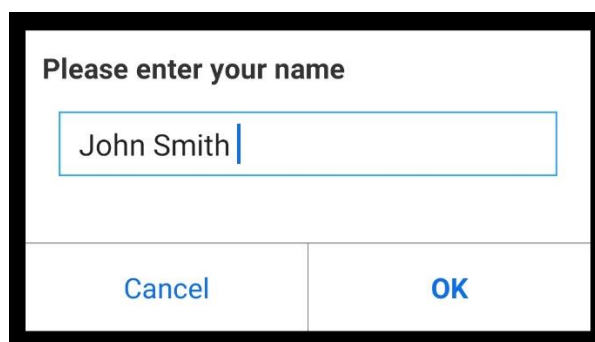
- [App Store \(iPhone and iPad\)](#)
- [Play Store \(Android Phone and other tablets\)](#)

Step 2: At 9:55am on Sunday, go to www.camberwellbaptist.org/meet

Step 3: Press the button to join via Phone or Tablet. The app will open.

TAP HERE IF YOU ARE USING A MOBILE DEVICE

Step 4: Enter your name.



Please enter your name

John Smith |

Cancel OK

Step 5: Wait until the meeting starts.

Additional Notes:

You may be asked to provide permissions for the app to use the microphone or camera. Typically we will not ask you to use these during the church service, however Zoom may still require these permissions in order to connect.

Advanced Setup / Other Options

If you are familiar with Zoom, you can navigate to the app directly and enter the meeting ID:

521 302 644

If you would like to connect by phone call (audio only), please use the number listed below:

(03) 7018 2005